



**PANDIT DEENDAYAL  
UPADHYAYA ADARSHA  
MAHAVIDYALAYA,  
TULUNGIA**

পণ্ডিত দীনদয়াল উপাধ্যায় আদর্শ মহাবিদ্যালয়, তুলুঙীয়া

Bongaigaon-783383, Assam, India

Contact No: 91014 65283, Email: [pduamtulungia@gmail.com](mailto:pduamtulungia@gmail.com)

Website: [www.pduamtulungia.co.in](http://www.pduamtulungia.co.in)

**FEEDBACK AND ACTION TAKEN REPORT**

**SESSION: 2022-23**

**Content**

**Students Feedback**

**Teachers Feedback**

**Parents Feedback**

**Employers Feedback**

**Alumni Feedback**

## **STUDENTS FEEDBACK ANALYSIS AND ACTION TAKEN REPORT**

**(2022-2023)**

Students are considered to be the main stakeholders of the teaching learning procedure. The feedback of students therefore, is considered to be of utmost priority for the overall growth and development of the institution. The institution designed Student Feedback forms comprising of a total of 28 questions which included four (04) different aspects like- I) Course content and teaching learning process, II) Evaluation process, III) Infrastructure and facility development and IV) Administration. The responses of the students were recorded on a 5-point rating scale and suggestions were sought. During the academic year 2022-23, a total of 381 responses have been from received from the students.

### **A) COURSE CONTENT AND TEACHING LEARNING PROCESS**

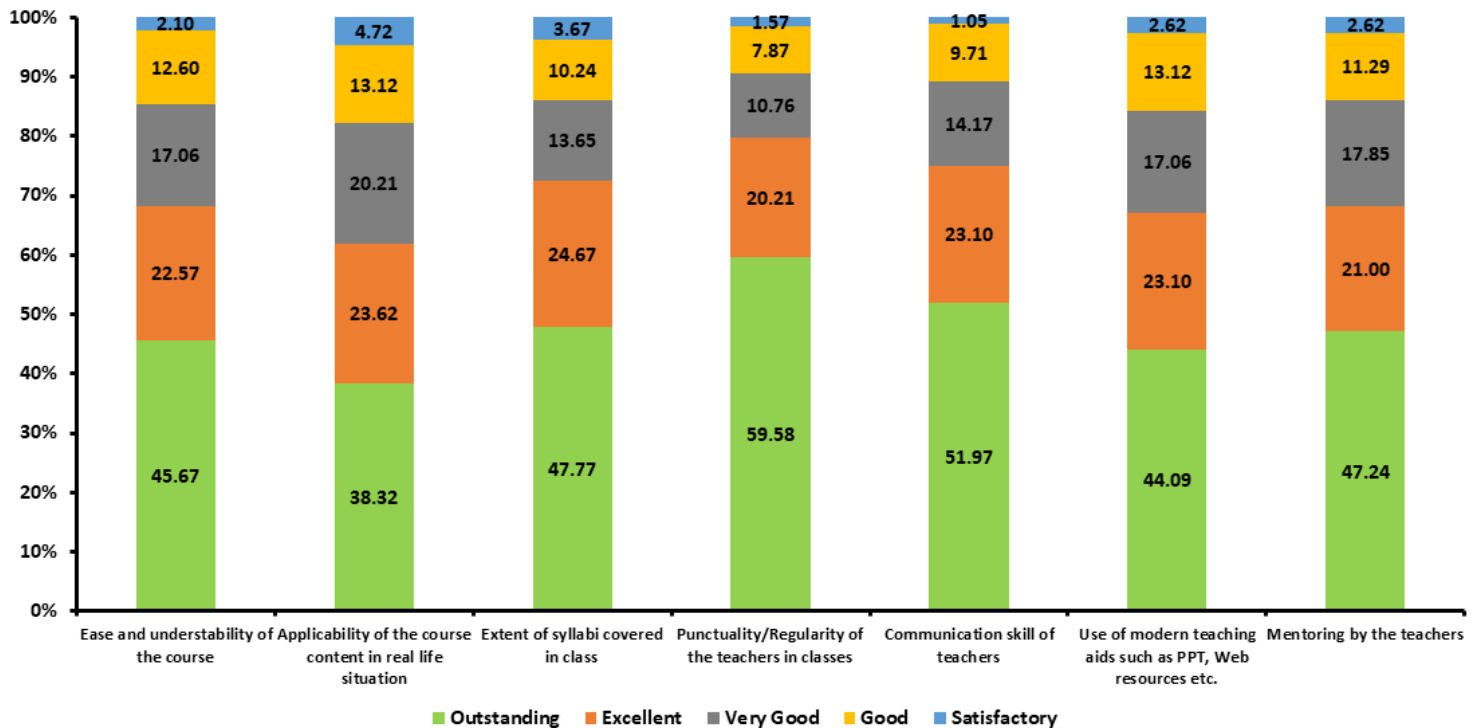
**There were a set of 07 questions directed for the students to provide their feedback on the basis of the following descriptors:**

<b>Scale</b>	<b>a</b>	<b>b</b>	<b>c</b>	<b>d</b>	<b>e</b>
<b>Descriptors</b>	<b>Outstanding</b>	<b>Excellent</b>	<b>Very good</b>	<b>Good</b>	<b>Satisfactory</b>

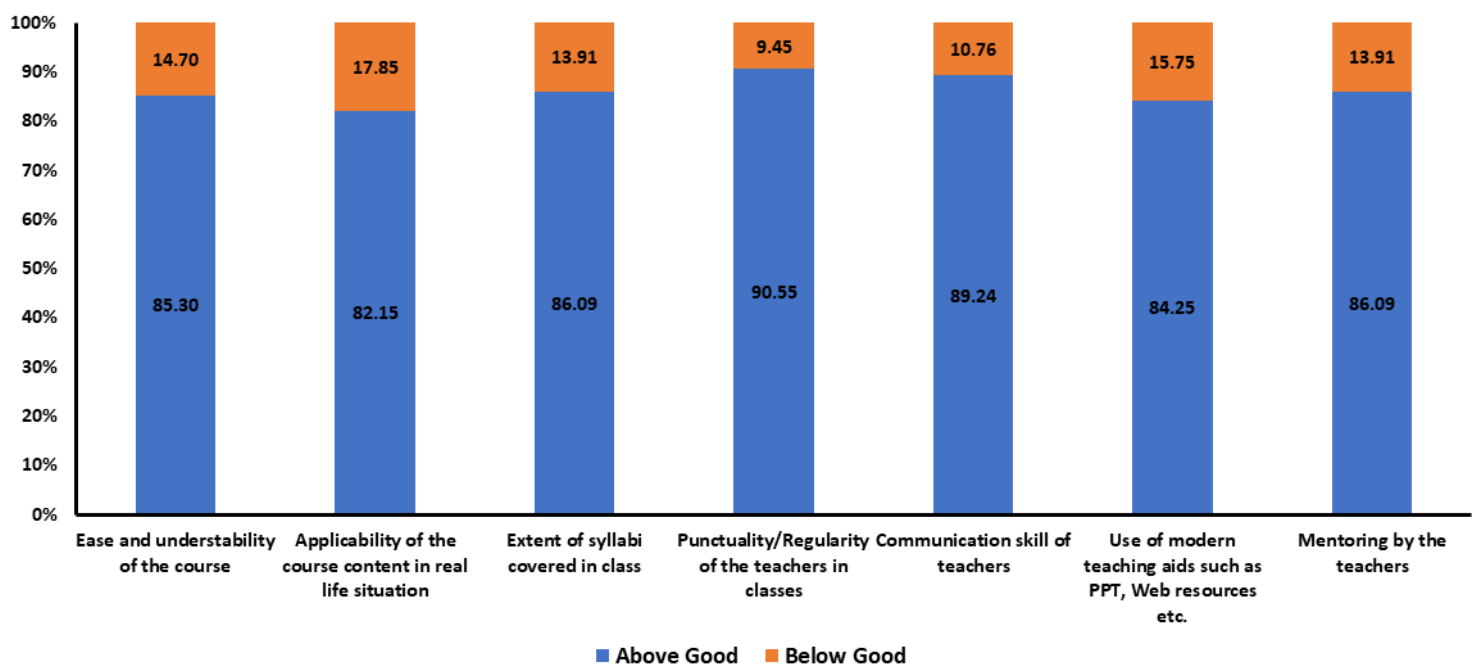
<b>Sl. No.</b>	<b>Question</b>	<b>a</b>	<b>b</b>	<b>c</b>	<b>d</b>	<b>e</b>
<b>1.</b>	<b>Ease and Understandability of the course</b>	<b>45.67%</b>	<b>22.57%</b>	<b>17.06%</b>	<b>12.60%</b>	<b>2.10%</b>
<b>2.</b>	<b>Applicability of course content in real life situations</b>	<b>38.32%</b>	<b>23.62%</b>	<b>20.21%</b>	<b>13.12%</b>	<b>4.72%</b>
<b>3.</b>	<b>Extent of Syllabi covered in the class</b>	<b>47.77%</b>	<b>24.67%</b>	<b>13.65%</b>	<b>10.24%</b>	<b>3.67%</b>
<b>4.</b>	<b>Punctuality/Regularity of teachers in the class</b>	<b>59.58%</b>	<b>20.21%</b>	<b>10.76%</b>	<b>7.87%</b>	<b>1.57%</b>
<b>5.</b>	<b>Communication skills of teachers</b>	<b>51.97%</b>	<b>23.10%</b>	<b>14.17%</b>	<b>9.71%</b>	<b>1.05%</b>
<b>6.</b>	<b>Use of modern teaching aids such as</b>	<b>44.09%</b>	<b>23.10%</b>	<b>17.06%</b>	<b>13.12%</b>	<b>2.62%</b>

	<b>PPT, web resources.</b>					
<b>7.</b>	<b>Mentoring by the teachers</b>	<b>47.24%</b>	<b>21.00%</b>	<b>17.85%</b>	<b>11.29%</b>	<b>2.62%</b>

**Course content and teaching learning process**



The institution further categorized the responses of the students as **Below Good** and **Above Good** for the ease of identifying the areas on which necessary actions were to be taken as follows:

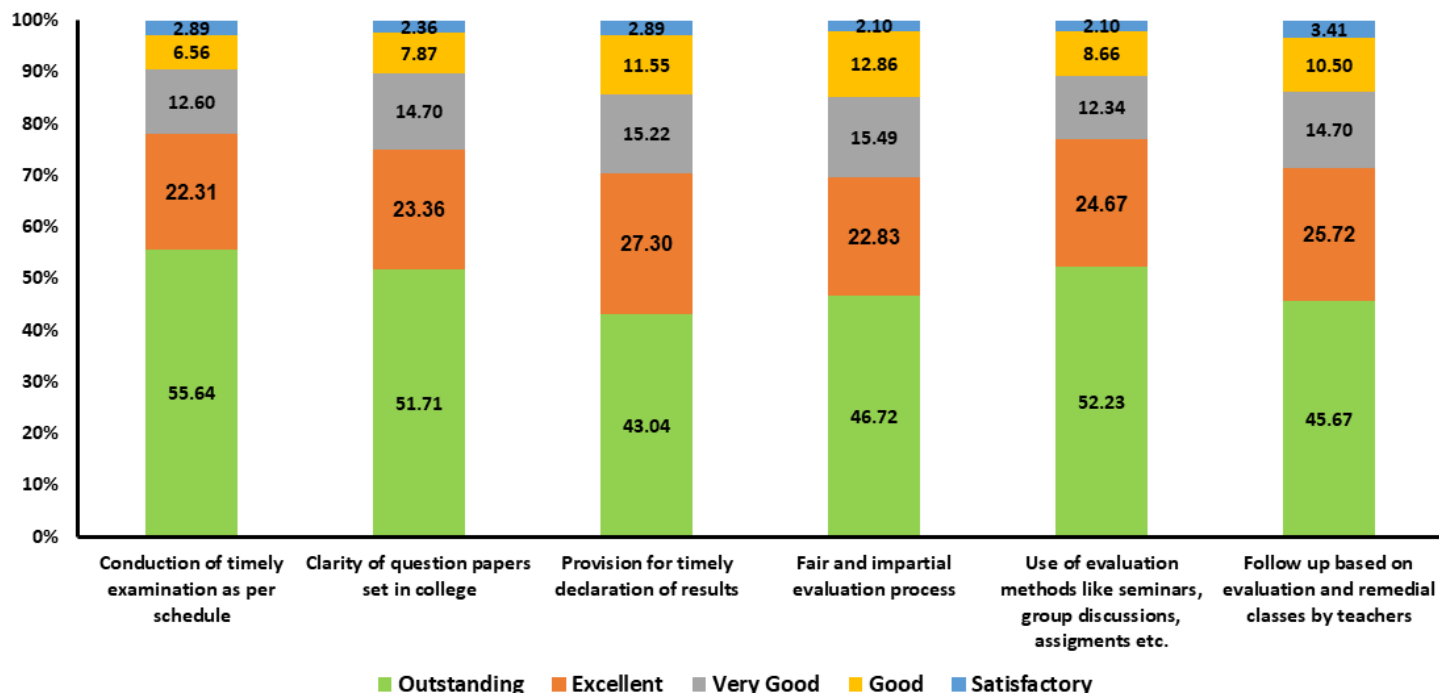


**B. EVALUATION PROCESS:**

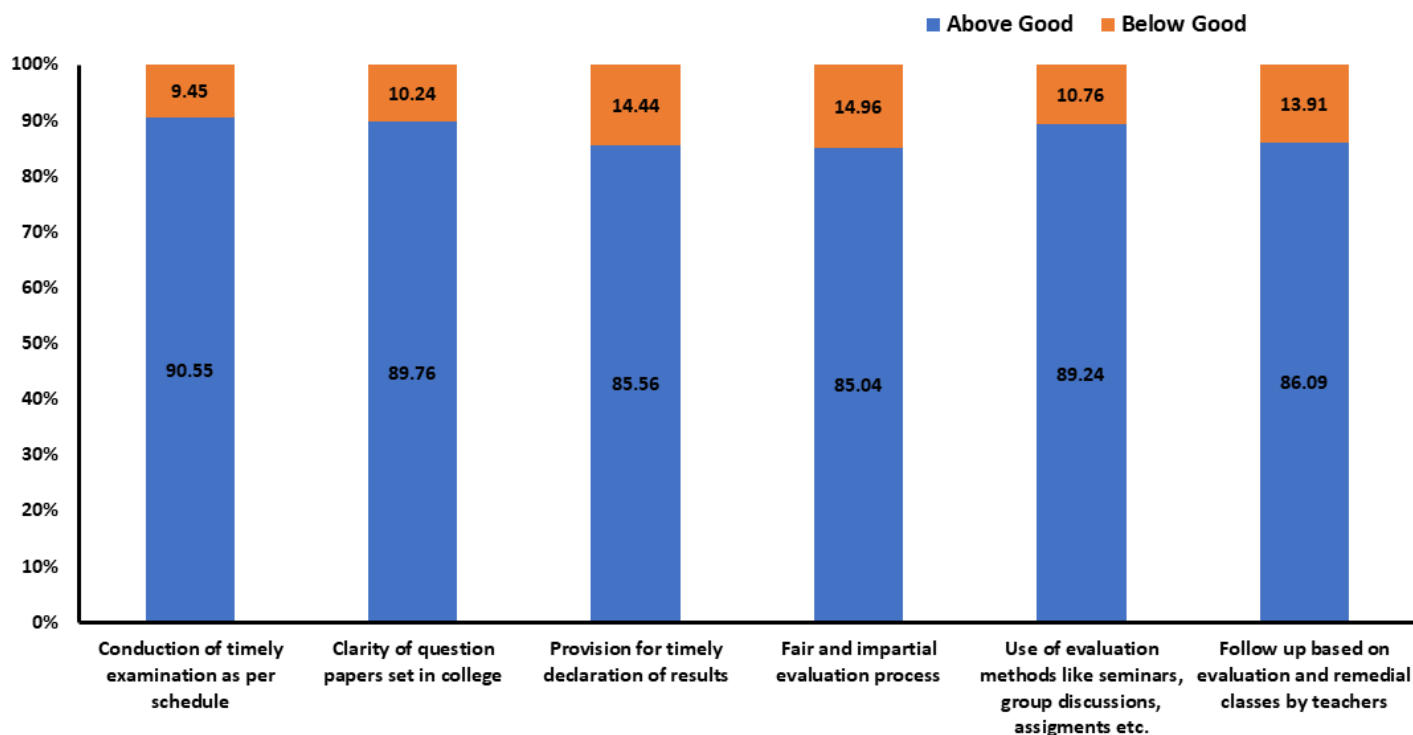
A set of 6 questions were directed for the students to give their feedback regarding the ease and understandability of question papers, fairness of the evaluation and assessment pattern. The responses of the students have been tabulated below:

Sl. No.	Question	a	b	c	d	e
1.	Conduction of timely examination as per schedule	55.64%	22.31%	12.60%	6.56%	2.89%
2.	Clarity of question papers set in college	51.71%	23.36%	14.70%	7.87%	2.36%
3.	Provision for timely declaration of results	43.04%	27.30%	15.22%	11.55%	2.89%
4.	Fair and impartial evaluation process	46.72%	22.83%	15.49%	12.86%	2.10%
5.	Use of evaluation methods like seminars, group discussions , assignments, etc.	52.23%	24.67%	12.34%	8.66%	2.10%
6.	Follow up based on evaluation and remedial classes by teachers	45.67%	25.72%	14.70%	10.50%	3.41%

### Evaluation process



The institution further categorized the responses of the students as **Below Good** and **Above Good** for the ease of identifying the areas on which necessary actions were to be taken as follows:



### C. INFRASTRUCTURE AND FACILITY DEVELOPMENT

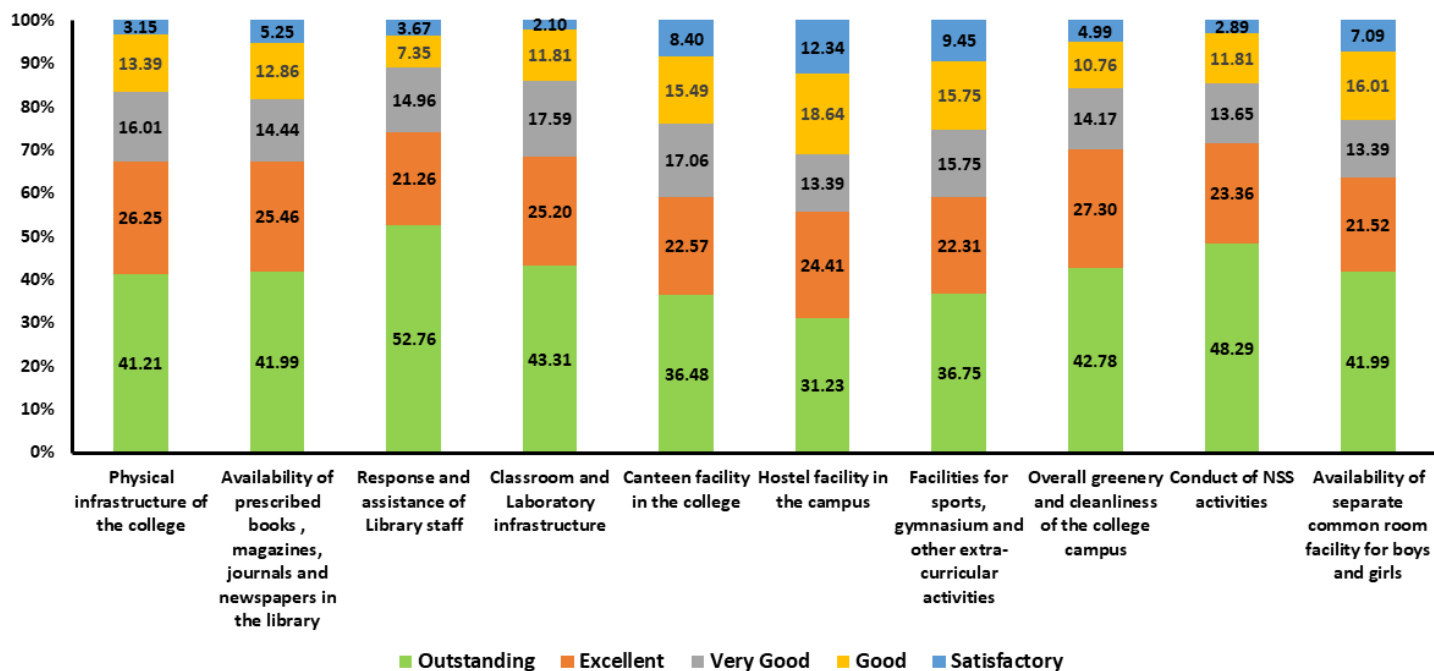
Feedback was also taken from students on 10 questions regarding the overall infrastructure and facilitation of the institution.

The % students and their responses have been tabulated:

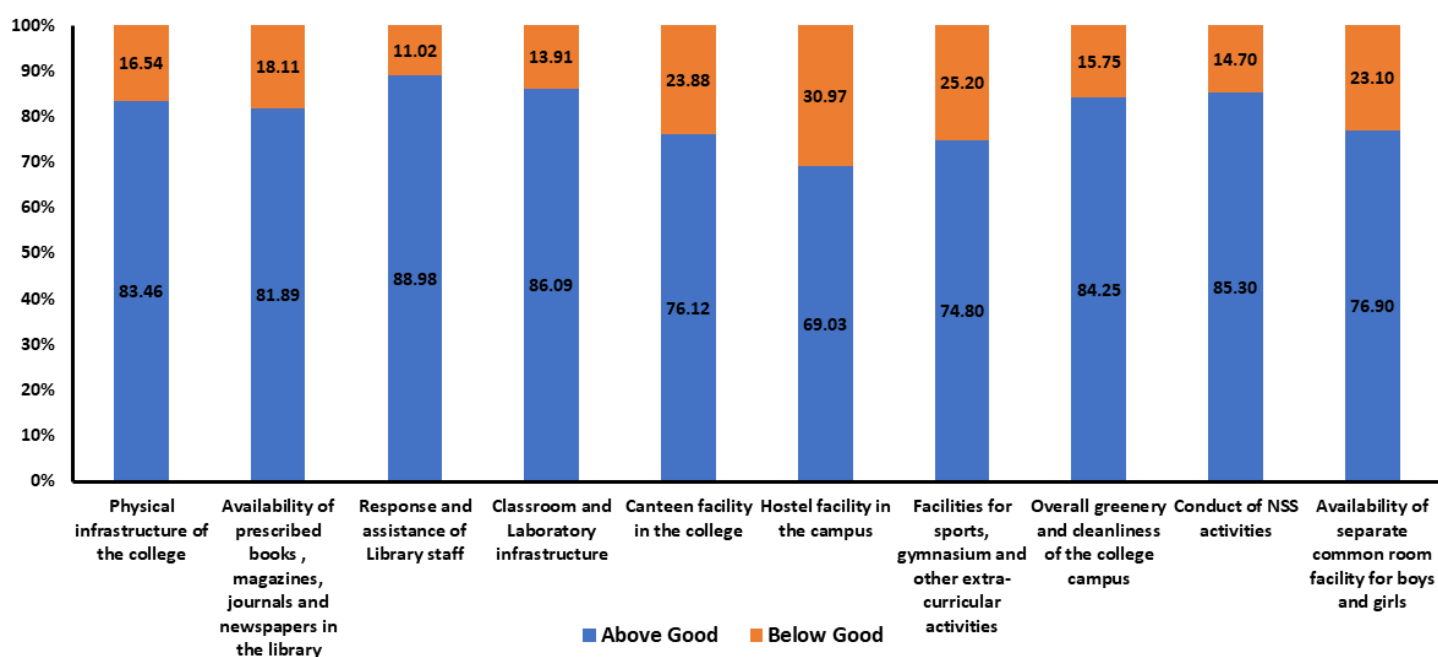
Sl. No.	Question	a	b	c	d	e
1.	Physical infrastructure of the college	41.21%	26.25%	16.01%	13.39%	3.15%
2.	Availability of prescribed books, magazines, journals and newspapers in the library	41.99%	25.46%	14.44%	12.86%	5.25%
3.	Response and assistance of library staff	52.76%	21.26%	14.96%	7.35%	3.67%
4.	Classrooms and Laboratory infrastructure	43.31%	25.20%	17.59%	11.81%	2.10%
4.	Canteen facility in the college	36.48%	22.57%	17.06%	15.49%	8.40%
5.	Hostel facility in the college	31.23%	24.41%	13.39%	18.64	12.34%
6.	Facilities for sports, gymnasium and extra-curricular activities	36.75%	22.31%	15.75%	15.75%	9.45%
7.	Overall greenery and cleanliness of the college campus	42.78%	27.30%	14.17%	10.76%	4.99%
8.	Conduct of NSS activities	48.29%	23.36%	13.65%	11.81%	2.89%

9.	Availability of separate common rooms for boys and girls	41.99%	21.52%	13.39%	16.01%	7.09%
----	--	--------	--------	--------	--------	-------

### Infrastructure and facility development



The institution further categorized the responses of the students as **Below Good** and **Above Good** for the ease of identifying the areas on which necessary actions were to be taken as follows:



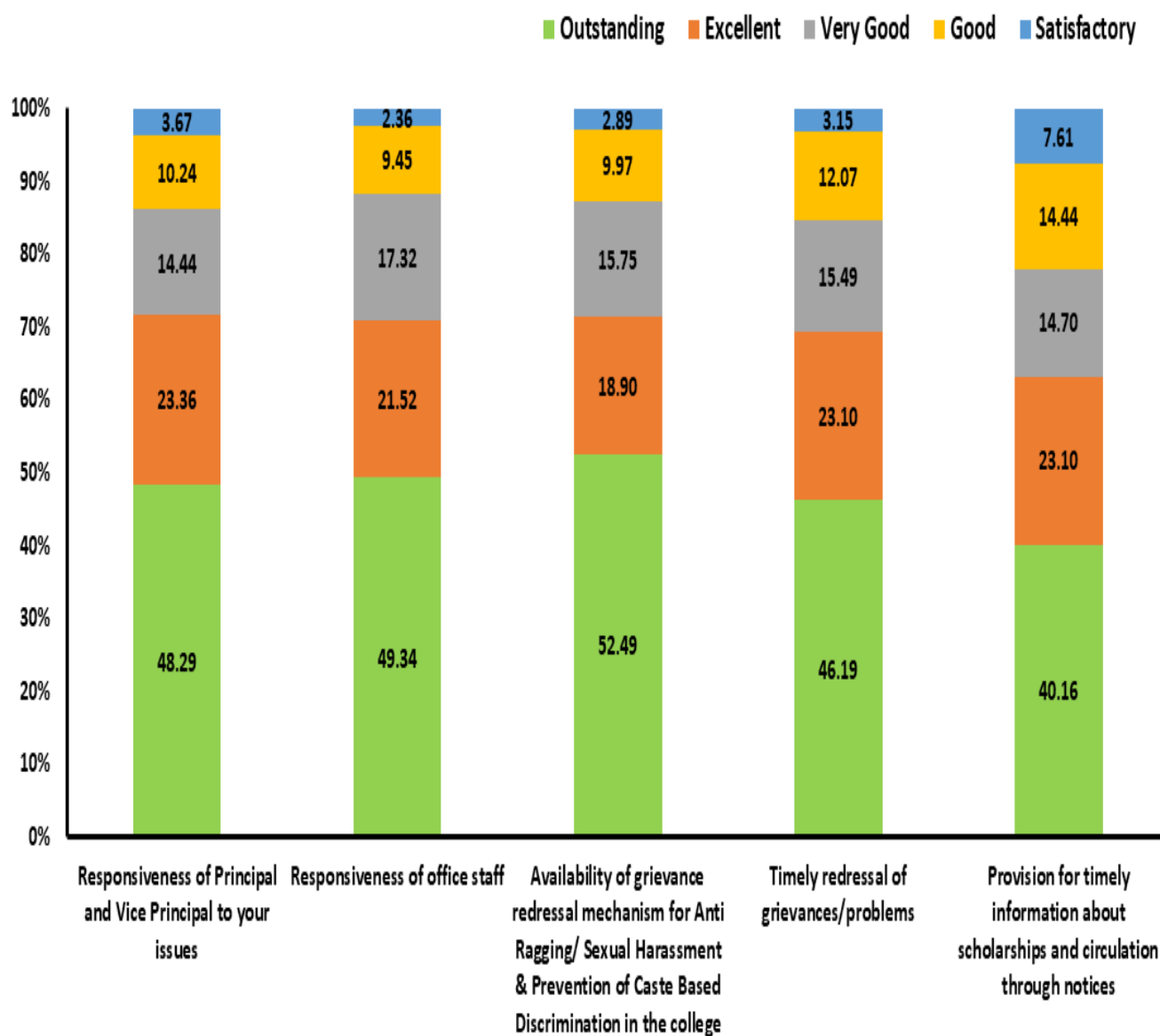
**D. ADMINISTRATION:**

Feedback on the general administration of the college was taken from the students and their responses were recorded.

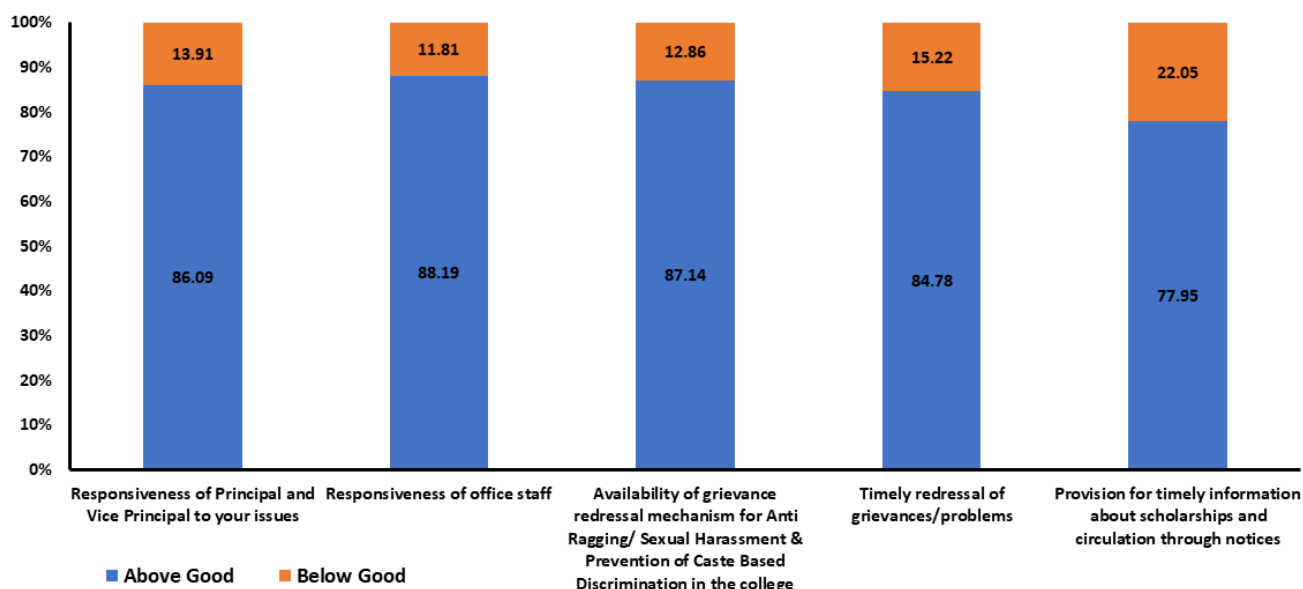
<b>Sl. No.</b>	<b>Question</b>	<b>a</b>	<b>b</b>	<b>c</b>	<b>d</b>	<b>e</b>
<b>1.</b>	<b>Responsiveness of Principal and Vice principal to your issues</b>	<b>48.29%</b>	<b>23.36%</b>	<b>14.44%</b>	<b>10.24%</b>	<b>3.67%</b>
<b>2.</b>	<b>Responsiveness of office staff</b>	<b>49.34%</b>	<b>21.52%</b>	<b>17.32%</b>	<b>9.45%</b>	<b>2.36%</b>
<b>3.</b>	<b>Availability of grievance redressal mechanism for Anti ragging/Sexual Harassment &amp; Prevention of Caste based discrimination in the college</b>	<b>52.49%</b>	<b>18.90%</b>	<b>15.75%</b>	<b>9.97%</b>	<b>2.89%</b>
<b>4.</b>	<b>Timely redressal of grievances/problems</b>	<b>46.19%</b>	<b>23.10%</b>	<b>15.49%</b>	<b>12.07%</b>	<b>3.15%</b>
<b>5.</b>	<b>Provision for timely information about scholarships and circulation through notices</b>	<b>40.16%</b>	<b>23.10%</b>	<b>14.70%</b>	<b>14.44%</b>	<b>7.61%</b>



## Administration



The institution further categorized the responses of the students as **Below Good** and **Above Good** for the ease of identifying the areas on which necessary actions were to be taken as follows:



### ACTION TAKEN REPORT:

The responses received from students for the academic year 2022-23, encompassing various aspects such as Course Content and Teaching Learning Process, Evaluation Process, Infrastructure and Facility Development and Administration, have been conveyed to the concerned authority. Teachers have also been informed of the students' feedback to ensure a comprehensive understanding of their perspectives.

### Feedback Before and After Action Taken

Sl. No.	Statement	Feedback before action taken	Action taken	Feedback after action taken
1.	Availability of Xerox facility in the library	51.42% students marked their response as below good and 48.56% above good.	A Xerox machine available in the exam branch has been provided for the utility of students.	18.11% students marked their response as below good and 81.89% as above good.
2.	Availability of WIFI & internet facility in the college	48.56% students marked their response as below good and 51.42% as above good.	All necessary measures taken for installation of WIFI and internet facilities in the college premises.	16.54% students marked their response as below good and 83.46% as above good.
3.	Availability of separate common rooms for boys and girls	45.7 students marked their response as below good and 54.27% as above good.	Reported to concerned authorities for provision of a boys' common	23.10% students marked their response as below good

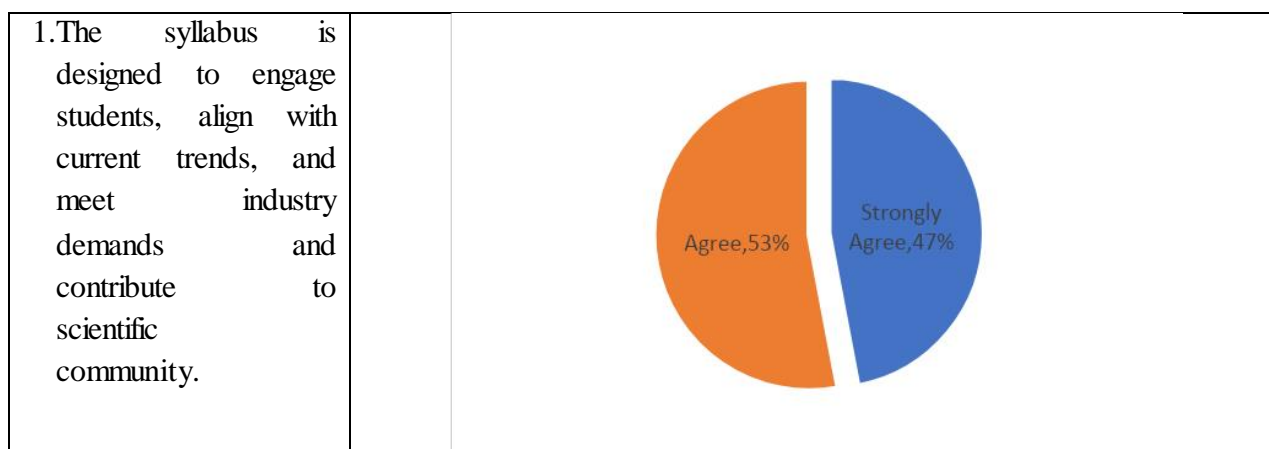
			room facility.	and 76.90% as above good.
4.	Canteen facilities in the campus	65.64% students marked their response as below good and 34.27% as above good.	Reported to concerned authority and a canteen facility were constructed to cater to the needs of healthy and hygienic food for students in campus.	23.88% students marked their response as below good and 76.12% as above good.
5.	Amenities & assistance provided for sports and gymnasium	33.32% students marked their response as below good and 66.66% as above good.	Additional equipment and gears for sports and gymnasium were procured.	25.20% students marked their response as below good and 74.80% as above good.

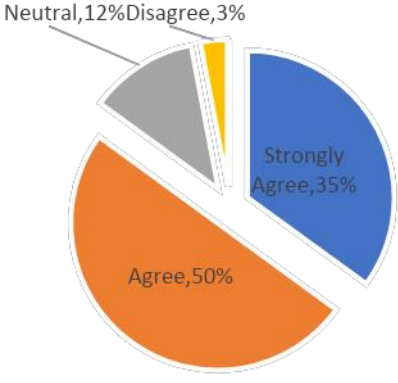
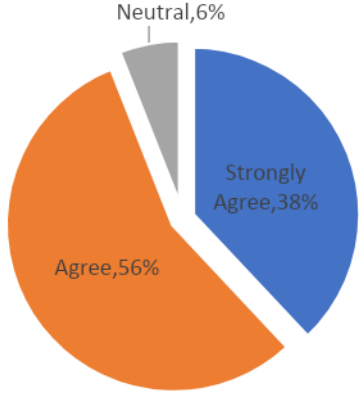
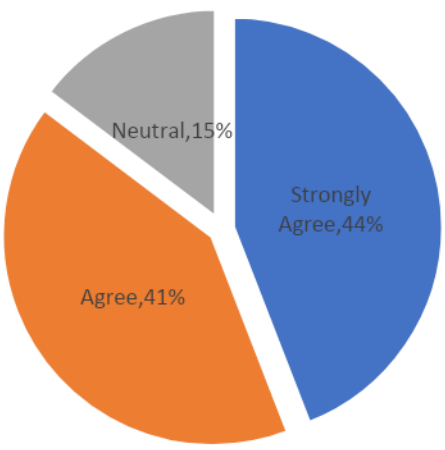
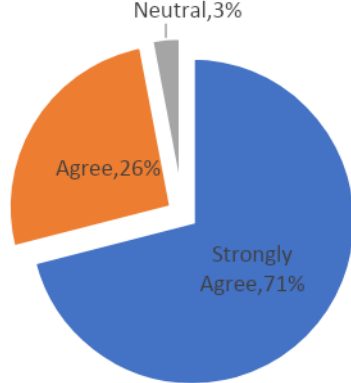
## TEACHERS FEEDBACK ANALYSIS AND ACTION TAKEN REPORT (Session: 2022-23)

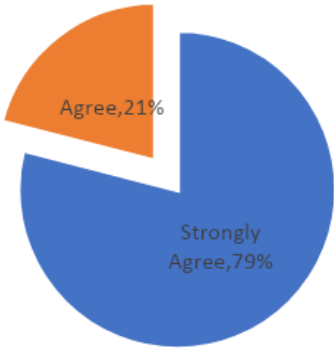
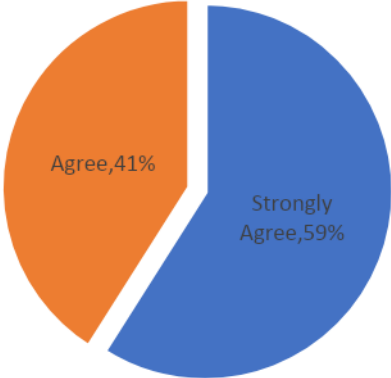
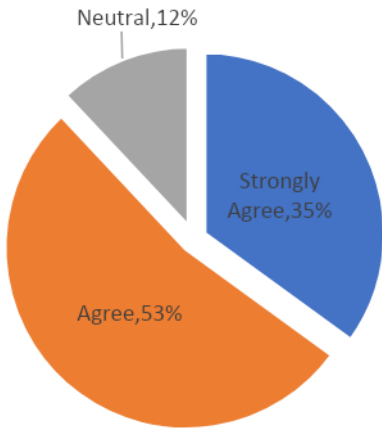
Teachers are the foundation of educational institutions as they are burdened with the responsibility of developing the intellectual ideas and nurturing the students that is essential for nation building. They bear the primary responsibility for providing quality education. Teachers' feedback plays a crucial role in directing the efficient management of the course delivery process. As such, PDUAM, Tulungia highly values the teachers' feedback system and has integrated it into the framework for efficient course design and delivery. The institution also firmly believes that the insights gained from the teachers' feedback will be instrumental in leading the institution towards excellence and continuous improvement. For every academic year, the institution collects teacher feedback and examines the responses collected on various dimensions assumed to be important for the teaching and learning aspect, in the Academic Development Cell meeting at the end of each academic session.

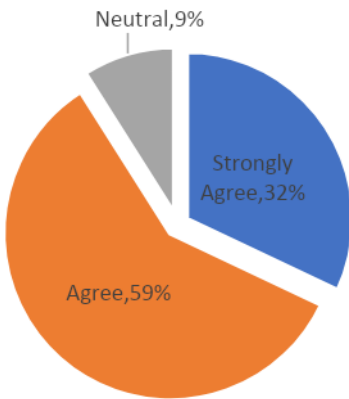
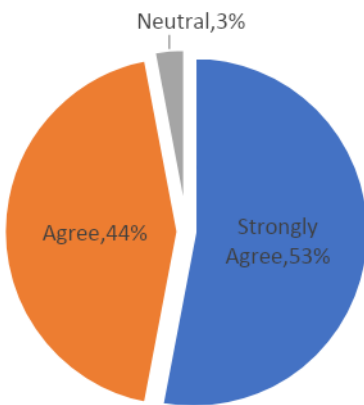
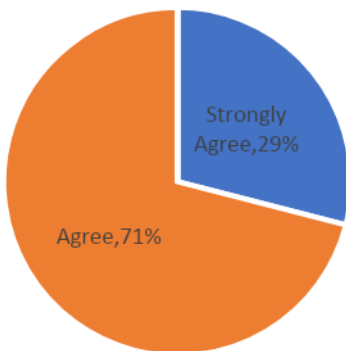
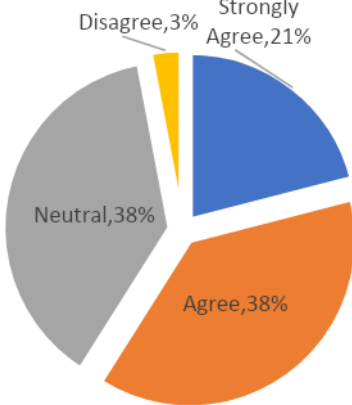
During the academic year 2022-23, teachers have been surveyed regarding their perspectives on fifteen key dimensions, encompassing different aspects of the syllabus, internal examination mechanism, institutions evaluation system, infrastructural facilities, library facility, availability and maintenance of ICT facilities, institution's grievance Redressal system, welfare measures, institutions financial support for professional development of the teachers', adoption of new techniques of teaching and learning, communication of information and canteen facility. The feedback has been collected using a 5-point rating scale, ranging from *Strongly Agree* to *Strongly Disagree*. For the analysis, a statistical tool, particularly a pie chart has been employed and is presented as follows:

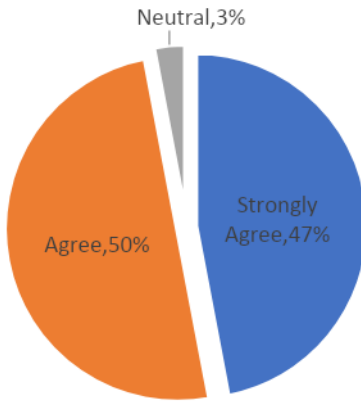
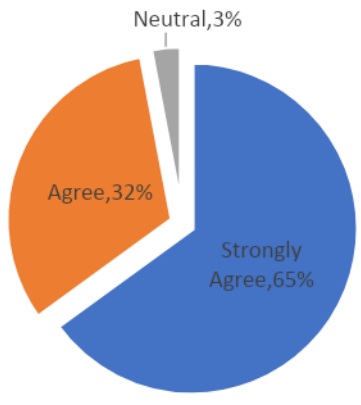
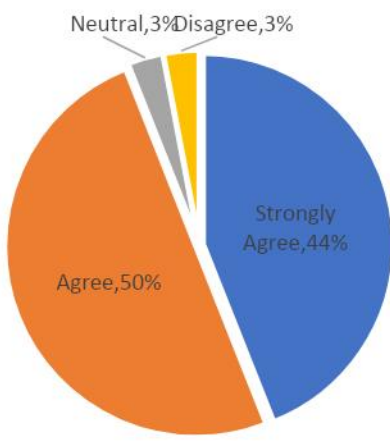
### TEACHERS FEEDBACK ANALYSIS:



<p>2. The syllabus is effective in preparing students for competitive examinations and enhances their employability.</p>	 <table border="1"> <thead> <tr> <th>Response</th> <th>Percentage</th> </tr> </thead> <tbody> <tr> <td>Strongly Agree</td> <td>35%</td> </tr> <tr> <td>Agree</td> <td>50%</td> </tr> <tr> <td>Neutral</td> <td>12%</td> </tr> <tr> <td>Disagree</td> <td>3%</td> </tr> </tbody> </table>	Response	Percentage	Strongly Agree	35%	Agree	50%	Neutral	12%	Disagree	3%
Response	Percentage										
Strongly Agree	35%										
Agree	50%										
Neutral	12%										
Disagree	3%										
<p>3. The syllabus prioritizes holistic learning, including practical and ethical dimensions.</p>	 <table border="1"> <thead> <tr> <th>Response</th> <th>Percentage</th> </tr> </thead> <tbody> <tr> <td>Strongly Agree</td> <td>38%</td> </tr> <tr> <td>Agree</td> <td>56%</td> </tr> <tr> <td>Neutral</td> <td>6%</td> </tr> </tbody> </table>	Response	Percentage	Strongly Agree	38%	Agree	56%	Neutral	6%		
Response	Percentage										
Strongly Agree	38%										
Agree	56%										
Neutral	6%										
<p>4. The allotted time is adequate for syllabus completion.</p>	 <table border="1"> <thead> <tr> <th>Response</th> <th>Percentage</th> </tr> </thead> <tbody> <tr> <td>Strongly Agree</td> <td>44%</td> </tr> <tr> <td>Agree</td> <td>41%</td> </tr> <tr> <td>Neutral</td> <td>15%</td> </tr> </tbody> </table>	Response	Percentage	Strongly Agree	44%	Agree	41%	Neutral	15%		
Response	Percentage										
Strongly Agree	44%										
Agree	41%										
Neutral	15%										
<p>5. The institutional academic calendar and the internal examination mechanism effectively contribute to curriculum delivery and its overall effectiveness.</p>	 <table border="1"> <thead> <tr> <th>Response</th> <th>Percentage</th> </tr> </thead> <tbody> <tr> <td>Strongly Agree</td> <td>71%</td> </tr> <tr> <td>Agree</td> <td>26%</td> </tr> <tr> <td>Neutral</td> <td>3%</td> </tr> </tbody> </table>	Response	Percentage	Strongly Agree	71%	Agree	26%	Neutral	3%		
Response	Percentage										
Strongly Agree	71%										
Agree	26%										
Neutral	3%										

<p>6. The institution's evaluation system is effective, fair, and transparent in assessing students' academic performance.</p>	 <table border="1"> <thead> <tr> <th>Response</th> <th>Percentage</th> </tr> </thead> <tbody> <tr> <td>Strongly Agree</td> <td>79%</td> </tr> <tr> <td>Agree</td> <td>21%</td> </tr> </tbody> </table>	Response	Percentage	Strongly Agree	79%	Agree	21%		
Response	Percentage								
Strongly Agree	79%								
Agree	21%								
<p>7. The institutional infrastructural facilities such as departmental rooms, library, classrooms, washrooms, water purifier cooler and laboratories are well-maintained.</p>	 <table border="1"> <thead> <tr> <th>Response</th> <th>Percentage</th> </tr> </thead> <tbody> <tr> <td>Strongly Agree</td> <td>59%</td> </tr> <tr> <td>Agree</td> <td>41%</td> </tr> </tbody> </table>	Response	Percentage	Strongly Agree	59%	Agree	41%		
Response	Percentage								
Strongly Agree	59%								
Agree	41%								
<p>8. The institutions' central library collection and digital library facility effectively supports your academic research and study requirements.</p>	 <table border="1"> <thead> <tr> <th>Response</th> <th>Percentage</th> </tr> </thead> <tbody> <tr> <td>Strongly Agree</td> <td>35%</td> </tr> <tr> <td>Agree</td> <td>53%</td> </tr> <tr> <td>Neutral</td> <td>12%</td> </tr> </tbody> </table>	Response	Percentage	Strongly Agree	35%	Agree	53%	Neutral	12%
Response	Percentage								
Strongly Agree	35%								
Agree	53%								
Neutral	12%								

9.The availability and maintenance of ICT facilities, WI-Fi, internet connectivity and laboratory instruments are regularly assessed to ensure they are in working condition and adequately serviced.		 <table><tr><th>Response</th><th>Percentage</th></tr><tr><td>Strongly Agree</td><td>32%</td></tr><tr><td>Agree</td><td>59%</td></tr><tr><td>Neutral</td><td>9%</td></tr></table>	Response	Percentage	Strongly Agree	32%	Agree	59%	Neutral	9%		
Response	Percentage											
Strongly Agree	32%											
Agree	59%											
Neutral	9%											
10.The institution's grievance system is transparent and accessible to all teaching and non-teaching staff/students.		 <table><tr><th>Response</th><th>Percentage</th></tr><tr><td>Strongly Agree</td><td>53%</td></tr><tr><td>Agree</td><td>44%</td></tr><tr><td>Neutral</td><td>3%</td></tr></table>	Response	Percentage	Strongly Agree	53%	Agree	44%	Neutral	3%		
Response	Percentage											
Strongly Agree	53%											
Agree	44%											
Neutral	3%											
11.The institution's welfare measures effectively support your well-being and job satisfaction.		 <table><tr><th>Response</th><th>Percentage</th></tr><tr><td>Strongly Agree</td><td>29%</td></tr><tr><td>Agree</td><td>71%</td></tr></table>	Response	Percentage	Strongly Agree	29%	Agree	71%				
Response	Percentage											
Strongly Agree	29%											
Agree	71%											
12. The institution's financial support for your professional development or research endeavour is satisfactory.		 <table><tr><th>Response</th><th>Percentage</th></tr><tr><td>Strongly Agree</td><td>21%</td></tr><tr><td>Agree</td><td>38%</td></tr><tr><td>Neutral</td><td>38%</td></tr><tr><td>Disagree</td><td>3%</td></tr></table>	Response	Percentage	Strongly Agree	21%	Agree	38%	Neutral	38%	Disagree	3%
Response	Percentage											
Strongly Agree	21%											
Agree	38%											
Neutral	38%											
Disagree	3%											

13.The institution encourages teachers to adopt new techniques/ strategies of teaching and learning.	 <table><tr><th>Response</th><th>Percentage</th></tr><tr><td>Strongly Agree</td><td>47%</td></tr><tr><td>Agree</td><td>50%</td></tr><tr><td>Neutral</td><td>3%</td></tr></table>	Response	Percentage	Strongly Agree	47%	Agree	50%	Neutral	3%		
Response	Percentage										
Strongly Agree	47%										
Agree	50%										
Neutral	3%										
14.The communication of information and notices is timely and well-organized within the institution.	 <table><tr><th>Response</th><th>Percentage</th></tr><tr><td>Strongly Agree</td><td>65%</td></tr><tr><td>Agree</td><td>32%</td></tr><tr><td>Neutral</td><td>3%</td></tr></table>	Response	Percentage	Strongly Agree	65%	Agree	32%	Neutral	3%		
Response	Percentage										
Strongly Agree	65%										
Agree	32%										
Neutral	3%										
15. The institution has a hygienic canteen facility.	 <table><tr><th>Response</th><th>Percentage</th></tr><tr><td>Strongly Agree</td><td>44%</td></tr><tr><td>Agree</td><td>50%</td></tr><tr><td>Neutral</td><td>3%</td></tr><tr><td>Disagree</td><td>3%</td></tr></table>	Response	Percentage	Strongly Agree	44%	Agree	50%	Neutral	3%	Disagree	3%
Response	Percentage										
Strongly Agree	44%										
Agree	50%										
Neutral	3%										
Disagree	3%										

### TEACHERS FEEDBACK INTERPRETATION:

1. 47 percent of the respondents strongly agreed and a majority of 53 percent of the respondents agreed to the statement that the syllabus of the affiliating university is designed to engage students, align with current trends, and meet industry demand and contribute to scientific community.



2. The statement that the syllabus is effective in preparing students for competitive examinations and enhances their employability, majority of the respondents, i.e. 50 percent of the respondents agreed and 35 percent strongly agreed. Additionally, 8 percent have disagreed with the statement and 12 percent of respondents stayed neutral and 3 percent disagreed to the fact.
3. In response to the statement, the syllabus prioritizes holistic learning, including practical and ethical dimensions, a highest of 56 percent agreed, 38 percent strongly agreed whereas 6 percent of the respondents decided to stay neutral on the statement.
4. About the statement on the allotted time is adequate for syllabus completion. 15 percent of the respondents have chosen not to express their opinion. However, a majority of 44 percent strongly agreed and 41 percent of the respondents agreed.
5. The institutional academic calendar and the internal examination mechanism effectively contribute to curriculum delivery and its overall effectiveness. In response to this statement 71 percent of the respondents strongly agreed and 26 percent of the respondents agreed. However, only 3 percent of the respondents did not express their opinion.
6. 79 percent of the respondents strongly agreed that the institution's evaluation system is effective, fair, and transparent in assessing students' academic performance. Additionally, 21 percent of the respondents agreed to the statement.
7. The statement, the institutional infrastructural facilities such as departmental rooms, library, classrooms, washrooms, water purifier cooler and laboratories are well-maintained fetched that 59 percent of the respondents strongly agreed followed by 41 percent of the respondents who agreed to the statement.
8. As regards the statement on the institutions' central library collection and digital library facility effectively supports your academic research and study requirements, majority of the respondents, i.e. 53 percent have agreed while 35 percent of the respondents have strongly agreed. However, 12 percent of the respondents have chosen to remain neutral.
9. In response to the statement regarding the availability and maintenance of ICT facilities, WI-Fi, internet connectivity and laboratory instruments are regularly assessed to ensure they are in working condition and adequately serviced, 59 percent of the respondents have agreed followed by 32 percent of the respondents

who have strongly agreed. Whereas 9 percent of the respondents chose not to express their opinion.

10. A majority of 53 percent of the respondents have strongly agreed to the statement that the institution's grievance system is transparent and accessible to all teaching and non-teaching staff/students, followed by 44 percent who have agreed and 3 percent of the respondents who remained neutral.
11. With regards to the statement on the institution's welfare measures effectively support the well-being and job satisfaction. 71 percent of the respondents have agreed and 29 percent of the respondents have strongly agreed to the statement.
12. On being enquired regarding the institution's financial support for the professional development or research endeavor is satisfactory, only 21 percent of the respondents have strongly agreed and 38 percent of the respondents have agreed to the statement. Moreover, 38 percent of the respondents have decided not express any opinion and 3 percent of the respondents have disagreed to the statement.
13. Regarding the statement that the institution encourages teachers to adopt new techniques/ strategies of teaching and learning 50 percent of the respondents have agreed followed by 47 percent who have strongly agreed. However, 3 percent of the respondents stayed neutral.
14. A majority of 65 percent of the respondents have strongly agreed to the statement that the communication of information and notices is timely and well-organized within the institution. 32 percent of the respondents have agreed to the statement while 3 percent of the respondents have chosen to remain neutral.
15. On a query regarding whether the institution has a hygienic canteen facility, 50 percent of the respondents agreed and 44 percent strongly agreed to it. However 3 percent of the respondents disagreed to the statement and 3 percent of the respondents chose not express their opinion.

#### **ACTION TAKEN REPORT:**

The Academic Development Cell meeting has addressed the responses received from teachers for the academic year 2022-23. The discussion encompassed various suggestions put forth by the concerned teachers. These suggestions have been subsequently forwarded to the concerned for the necessary action. The meeting specifically delved into the following issues:

1. Participation of all the teachers in proper working mechanism of the college.

2. Installation of CCTV in every classroom and requirement of additional smart classrooms.
3. Replacement of black-boards with white-boards in the remaining classrooms.
4. ICT should be properly monitored and the conditions of the E-classroom must be upgraded.
5. Requirement of auditorium is of utmost necessity for conducting various programs.
6. Primary health care facilities for the resident teachers and the students of the hostel.
7. The teachers urged for the facility of digital library so that books, journal, research papers and other resources can be easily accessed.
8. Departments should be equipped notice board, computers, and printers along with other adequate facilities.
9. More cleaning staff should be appointed.
10. Requirement of more water purifiers in the college.

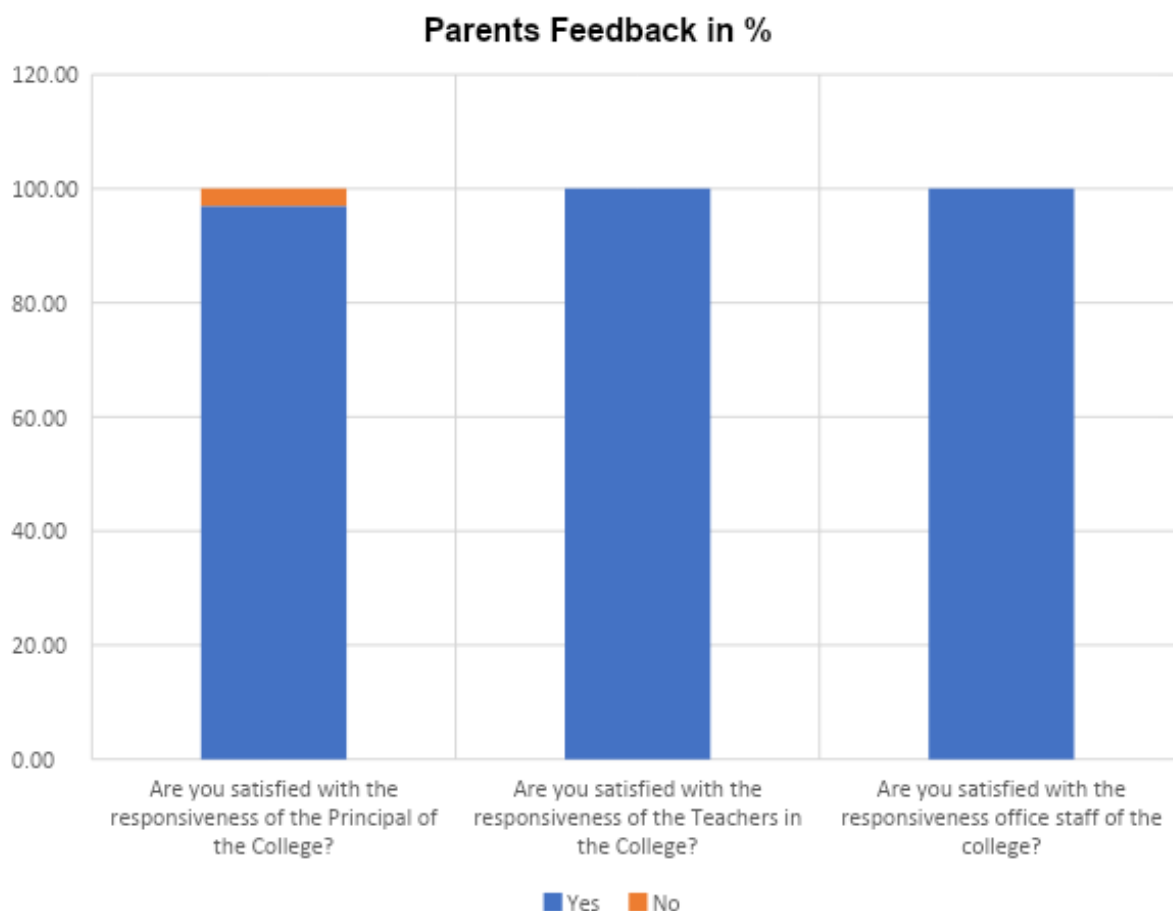
## PARENTS FEEDBACK ANALYSIS AND ACTION TAKEN REPORT

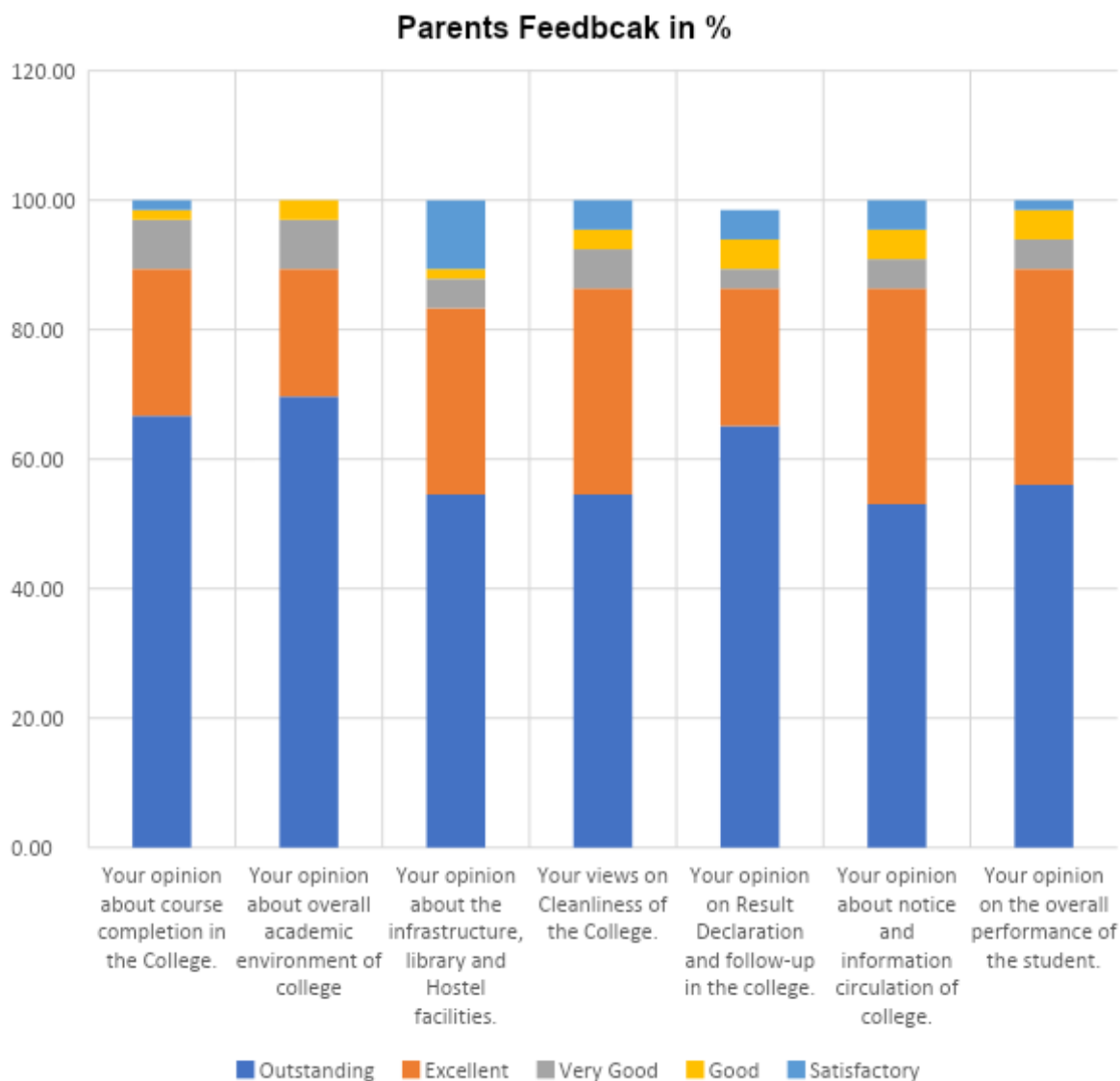
### (Session: 2022-23)

PDUAM,Tulungia assumes that Parents' feedback is an essential component in the continuous improvement of a college's educational and operational aspects. Their opinions on course completion, the academic environment, infrastructure, library and hostel facilities, cleanliness, result declaration, notice circulation, and student performance provide valuable insights. This feedback serves as a tool for identifying areas that may require improvement, ensuring transparency and efficiency in administrative processes, and fostering a collaborative approach between parents and the college for the continuous enhancement of the educational journey.

During the academic year 2022-23, a total 66 responses were received from the students' parents. Total ten questions were asked out of which three questions were asked in binary scale and remaining seven questions were asked in 5-point rating scale, ranging from *Outstanding* to *Satisfactory*. For the analysis, a statistical tool, particularly a bar chart has been employed and is presented as follows:

#### PARENTS FEEDBACK ANALYSIS:





### **ACTION TAKEN REPORT:**

In the academic year 2022-23, a joint meeting was convened by the Academic Development Cell in collaboration with the IQAC and R&D Cell to discuss the feedback received from students' parents. The discussion encompassed various crucial aspects, and the following outcomes have been duly communicated to the concerned authority for further consideration and action.

1. Encouraging more cocurricular activities in the college.
2. More infrastructure development.
3. Hostel accommodation for boys.
4. Streetlights in the front of college campus.
5. Increasing the number of classrooms.
6. Encouraging healthy competitions among the students.
7. Inviting more guest speakers

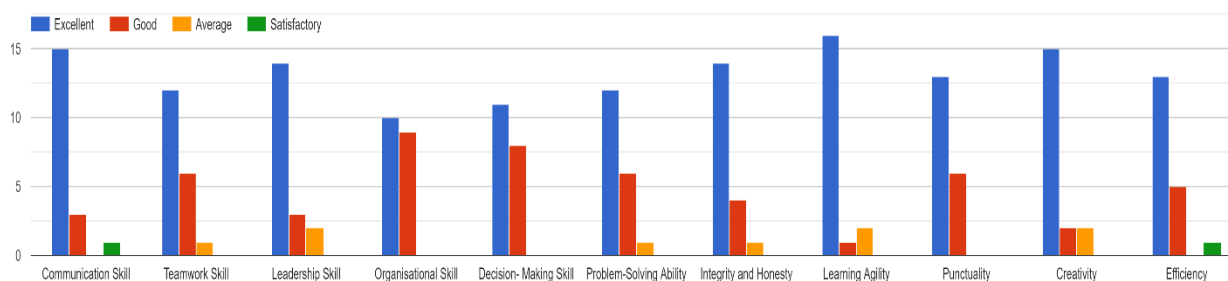
## EMPLOYERS FEEDBACK ANALYSIS AND ACTION TAKEN REPORT (SESSION: 2022-23)

Employer feedback serves as a crucial link in the ongoing enhancement of academic programs and the overall quality of education. From employers' feedback, colleges can gain valuable insights into how well their graduates are performing in real-world professional settings. This information helps colleges align their curricula with current industry needs, ensuring that students are equipped with the relevant skills and qualities employers seek. Additionally, it facilitates continuous improvement, enabling colleges to adapt to evolving job market demands and produce graduates who are well-prepared and competitive. Regularly collecting and acting upon employer feedback establishes a collaborative relationship between academia and industry, contributing to the success and employability of future graduates.

Considering the significance of employers' feedback, PDUAM, Tulungia, collected feedback during the academic year 2022-23 through an online feedback mechanism, resulting in a total of 19 responses. The feedback form specifically inquired about the working qualities, such as *communication skill, teamwork skill, leadership skill, organizational skill, decision -making skill, problem solving skill, integrity and honesty, learning agility, punctuality, creativity and efficiency*, of our graduates as employees. This proactive approach reflects the institution's commitment to aligning its academic offerings with industry expectations and ensuring the continuous enhancement of the skills and attributes of its graduates. The valuable information obtained from employers serves as a strategic guide to further refine and tailor educational programs, fostering a dynamic synergy between academic preparation and the evolving demands of the professional landscape.

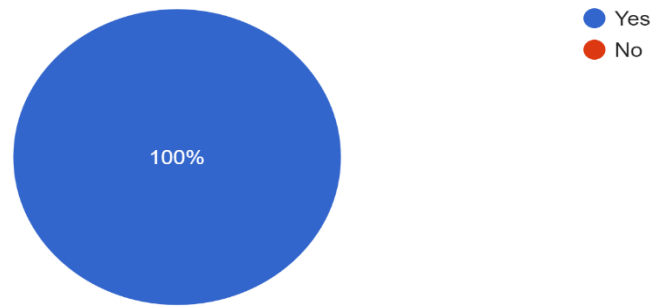
### EMPLOYERS FEEDBACK ANALYSIS

Please select the appropriate answer to indicate your feedback on the working qualities of the employee



Would you like to recruit more students from PDUAMT in the future?

19 responses



### **ACTION TAKEN REPORT:**

In the academic year 2022-23, a joint meeting was convened by the Academic Development Cell in collaboration with the IQAC and R&D Cell to discuss on the feedback received from employers. The discussion encompassed various crucial aspects, and the following outcomes have been duly communicated to the teachers for effective and quality delivery of course curriculum:

1. While employers have rated our students as excellent across various quality parameters, there is a notable opportunity for improvement in organizational skills. The feedback from nearly half of the employers (47.37% of the total) indicating a good rating in this area highlights the need for increased emphasis on honing organizational skills, surpassing even the commendable performance in decision-making skills.
2. Additionally, it is imperative to focus on enhancing teamwork skills, problem-solving abilities, and punctuality among our students. These are key attributes that contribute significantly to a well-rounded professional, and addressing them will further strengthen the preparedness of our graduates for the workforce.
3. On a positive note, it is encouraging that all employers expressed a willingness to recruit graduates from our college. This favorable outcome underscores the overall strength of our academic programs and the high regard in which our graduates are held by employers, providing a solid foundation for future collaboration and success.

## **ALUMNI FEEDBACK ANALYSIS AND ACTION TAKEN REPORT**

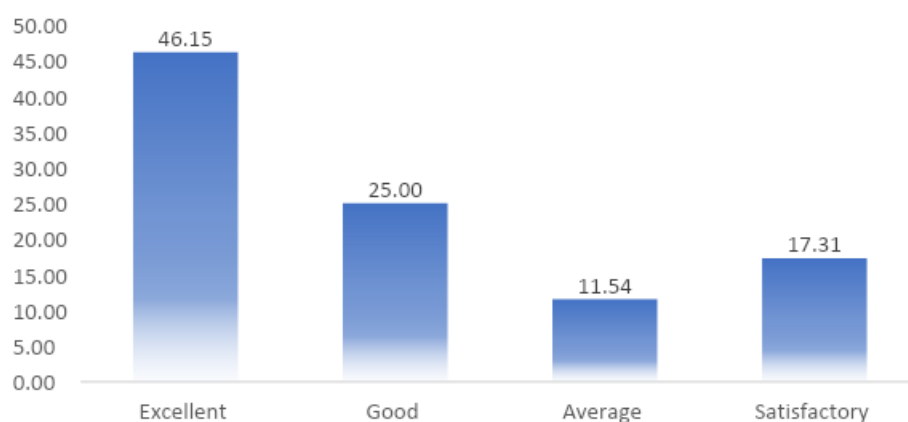
### **(Session: 2022-23)**

Collecting feedback from alumni is of utmost significance for educational institutions due to its provision of a plethora of valuable insights that contribute to ongoing enhancements and the overall enrichment of the educational experience. The feedback of alumni serves as an source of information regarding the efficacy of academic programs, the applicability of the curriculum to real-world situations, and the influence of the college on their professional and personal growth. Comprehending the experiences of alumni aids institutions in identifying areas of success, thereby empowering them to reinforce effective practices. Furthermore, feedback sheds light on areas that may necessitate attention or improvement, enabling establishments to adapt and remain up-to-date in a rapidly evolving educational landscape. Additionally, it provides a long-term perspective on the outcomes of the education provided, assisting educational institutions in engaging alumni, and facilitating networking. Essentially, the feedback of alumni is an integral component of a college's dedication to continuous improvement and its capacity to shape future cohorts of accomplished graduates.

PDUAM, Tulungia, collected feedback from fifty-two alumni during the 2022-23 academic year using a 4-point scale through online mode. Further, for the analysis, bar chart has been used for the lucid presentation. The responses are presented in terms of percentage in the chart.

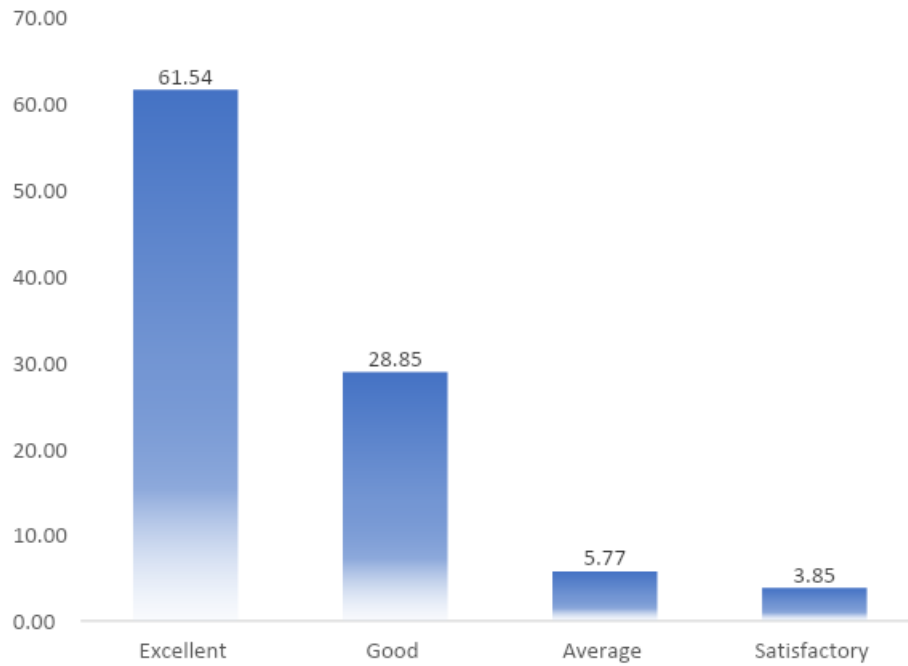
### **ALUMNI FEEDBACK ANALYSIS**

1. How would you rate the practical relevance of the course content provided by Gauhati University in terms of its applicability to real life situations and enhancing employability?

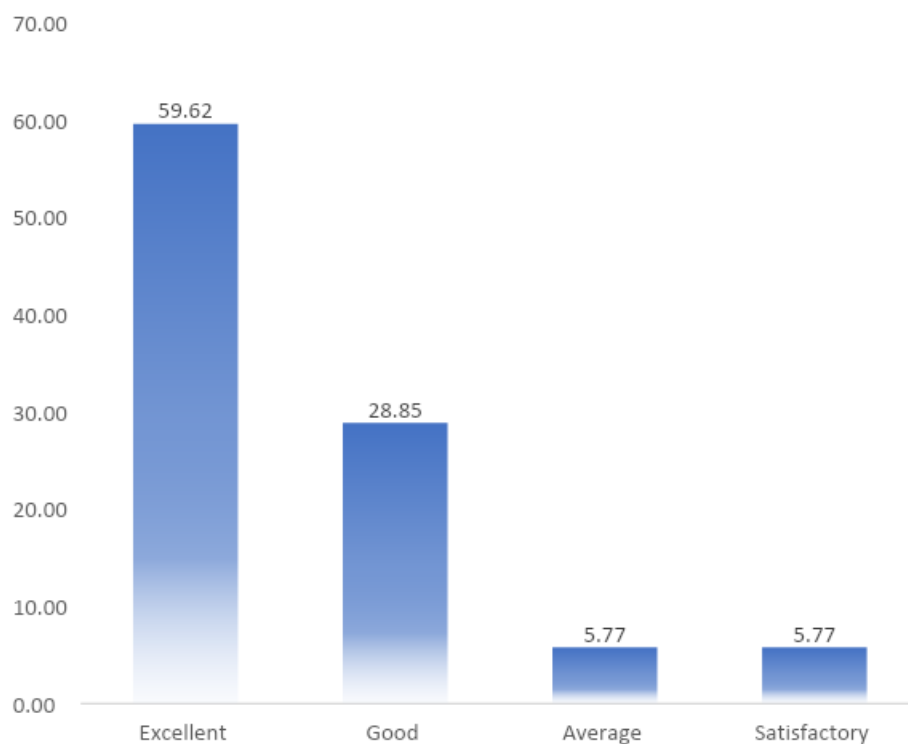




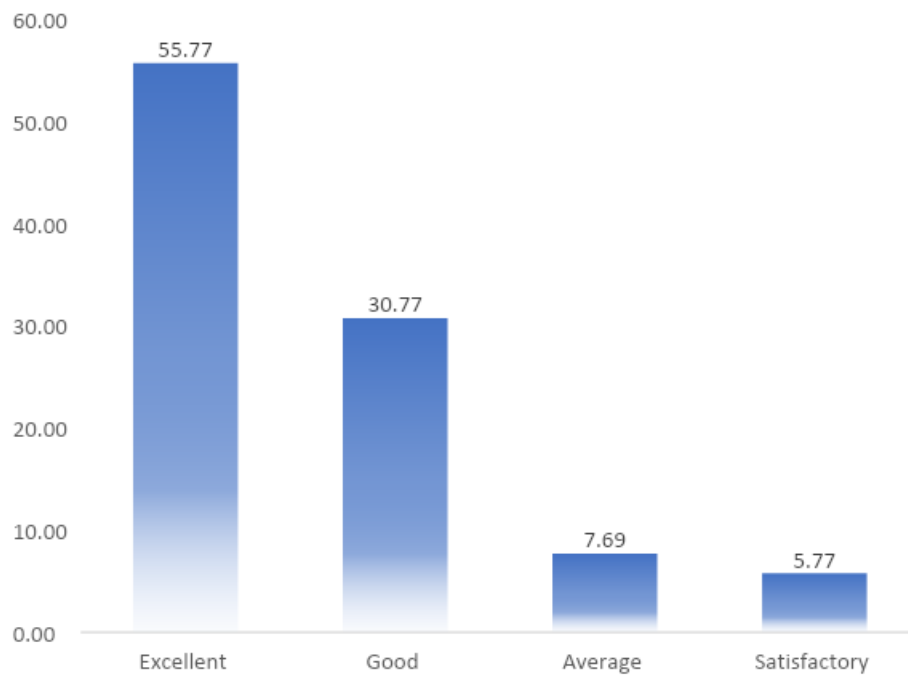
2. How would you rate the mechanisms adopted by the college for the effective delivery of course content?



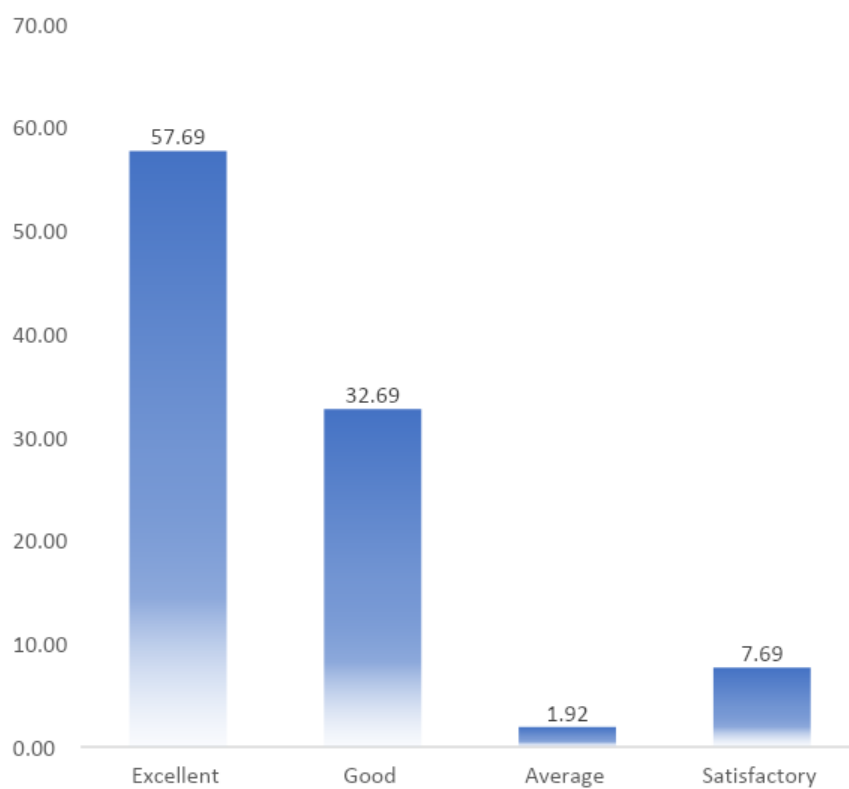
3. How would you rate the extra-curricular and co-curricular activities offered at the college in enhancing the overall student experience?



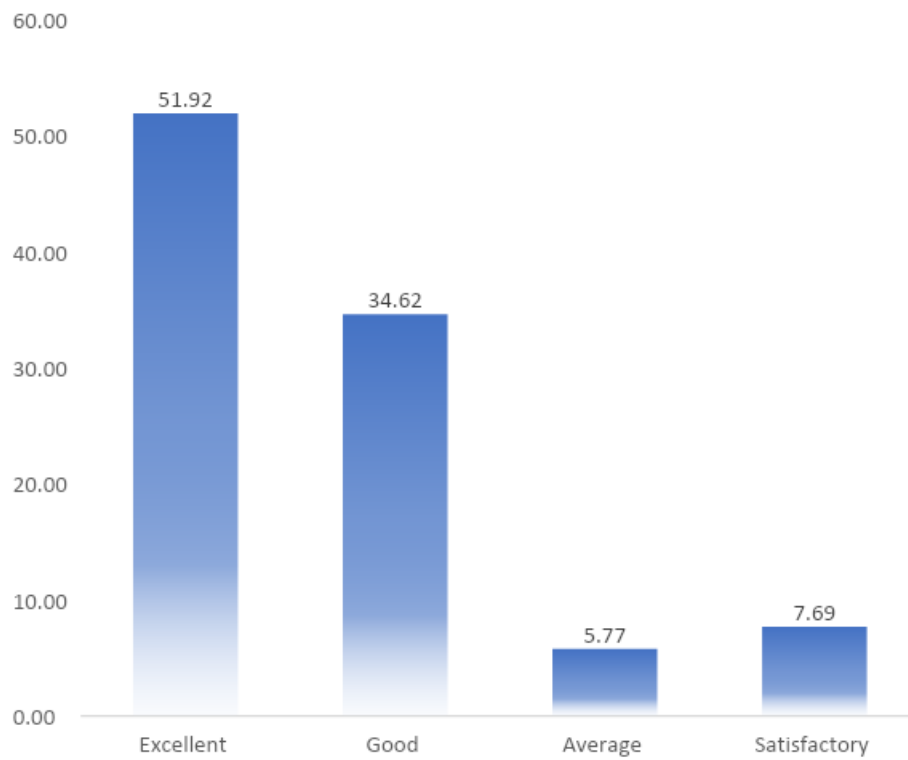
4. How would you rate the college's holistic approach, which prioritizes both the personal and academic growth of the students?



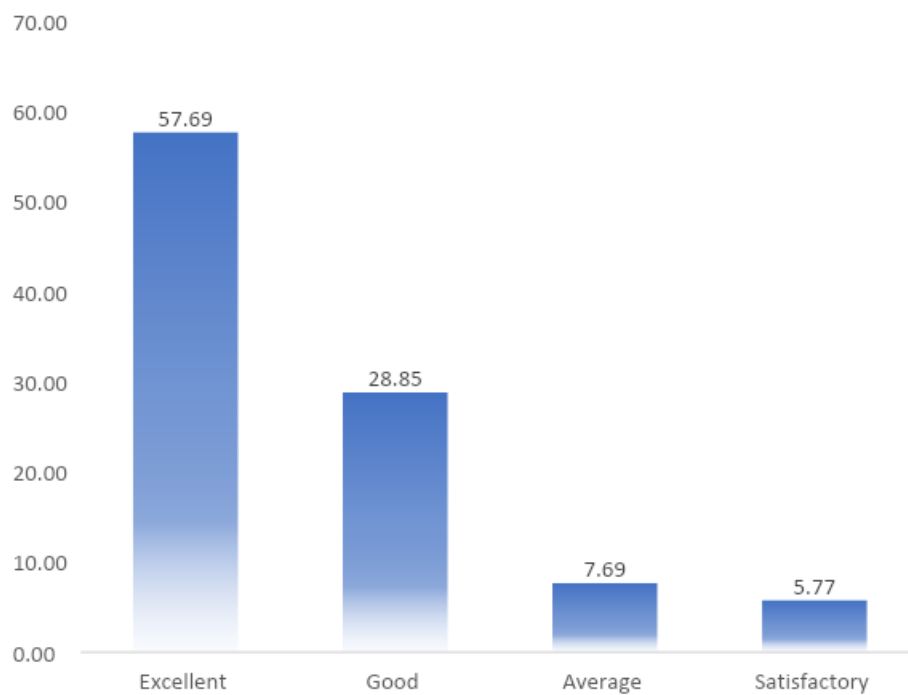
5. How would you rate the education quality in effectively imparting character-building lessons, fostering confidence, and creating opportunities for personality development?



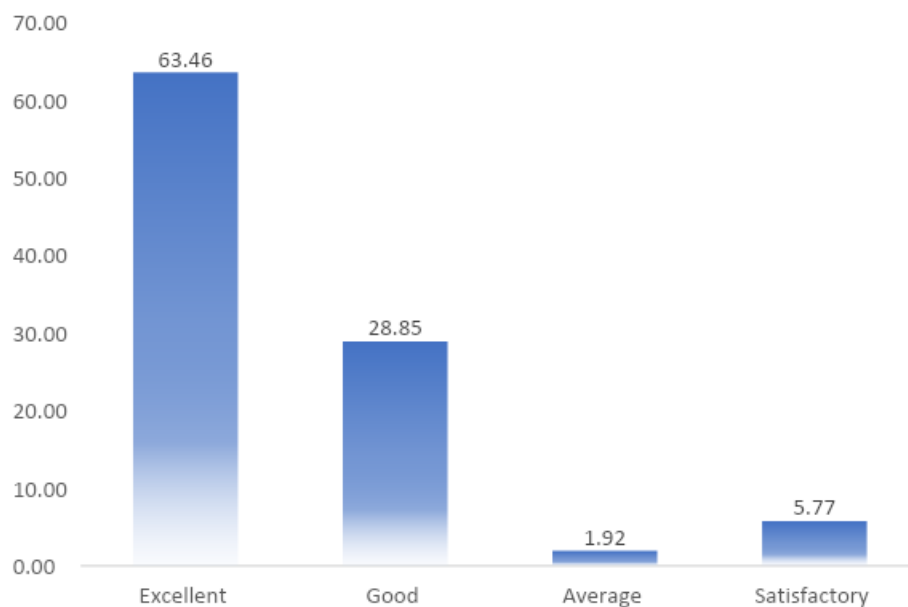
6. How would you rate the usefulness and relevance of the education imparted at the college in your current job or higher education endeavours?



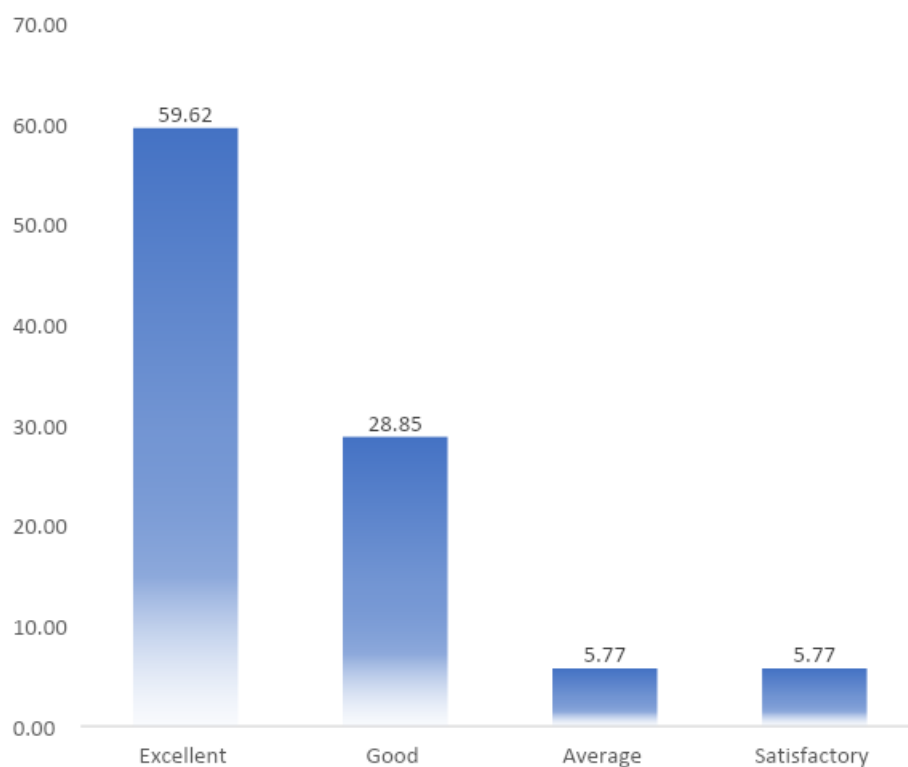
7. How would you rate your experience with the college's timeliness in addressing and resolving grievances?



8. How would you rate your overall learning experience at the college, including the level of support provided by the college for your overall development?



9. How would you rate the effectiveness of the college's modes of communication in engaging and fostering connection with alumni?



### **ACTION TAKEN REPORT:**

In the academic year 2022-23, a joint meeting was convened by the Academic Development Cell in collaboration with the IQAC and R&D Cell to discuss on the feedback received from alumni. The discussion encompassed various crucial aspects, and the following outcomes have been duly communicated to the teachers for effective and quality delivery of course curriculum:

1. The responses above 50 percent for all questions, excluding the one related to the practical relevance of Gauhati University's course content, collectively indicate a predominantly positive perception among respondents.
2. Alumni generally view the mechanisms for course delivery, extra-curricular the college's holistic approach, character-building and personality development, relevance to current job or higher education, timeliness in addressing grievances, overall learning experience, and effectiveness of communication with alumni.
3. This suggests a comprehensive satisfaction with various facets of the college experience, reflecting positively on the institution's educational, support, and engagement initiatives.
4. Therefore, teachers are being encouraged to organize additional co-curricular activities, focusing on capacity and personality development programs. Additionally, there is an emphasis on designing more add-on courses that complement the university's course content, making it more applicable to real-life situations and enhancing employability.